




**Sundance® Spas**



HYDROTHERAPY	2 - 3
FEATURES	4 - 21
880 SERIES	22 - 33
SELECT® SERIES	34 - 37
780 SERIES	38 - 45
680 SERIES	46 - 53
SUNDANCE SPAS MILESTONES	54
ACCESSORIES	55
SUNDANCE SPAS GLOBAL	56



# Sundance® Spas

Welcome to Sundance Spas. Since we started manufacturing spas over 30 years ago, we've come to appreciate that enjoying life is mostly about spending time doing the things that bring us joy and sharing those moments with the people who enrich our lives. That perspective influences how we envision a Sundance® spa in your home. Certainly, it is a place for you, a place to escape... to relax. But, we also know that there are countless special moments you'll have in your Sundance spa with family and friends... connecting in a conversation... celebrating fun... sharing a moment. That's why we take pride in designing our high quality spas; we know they have an important place in your home and in your life's special moments.



#### SEEK BALANCE

You don't need to be told how to use your spa... lie back, close your eyes and relax. We know you'll use your Sundance® spa in the way that best fits your life and the people in it. At Sundance Spas, we've perfected the at-home spa experience no matter how your spa is used. And, hydrotherapy is our foundation. Combining heat, buoyancy and massage, hydrotherapy has the power to change the way you feel.



#### EXCLUSIVE FLUIDIX™ JET TECHNOLOGY

Fluidix™ jet technology, exclusive to Sundance, is a patented jet design that lets you adjust for a steady flow or an oscillating massage. The difference in Fluidix™ hot tub jets is that they do all this without bearings that can clog or parts that wear out; a true breakthrough in spa jets. From deeply relaxing to powerfully invigorating, the Sundance spa jets offer a full range of massage types. Swirling, pulsing, streaming or penetrating, Sundance spa jets work effectively for virtually every therapeutic technique. Experience Sundance jet-driven water at your authorized local dealer.



As the largest acrylic spa manufacturer in the world, Sundance Spas is known for designing products of the highest quality. To ensure this, every Sundance® spa is required to pass more than 100 quality assurance checkpoints. Before the insulating foam is even applied, each spa is filled for a 45 minute test of all systems. Then, we drain the spa and complete construction, before putting it through another 15 minute check. Our goal is to make high performance spas that exceed our customers' expectations for quality and reliability, so you won't miss any of those special moments you treasure.

#### PRODUCTION

Our streamlined assembly processes take place in our state-of-the-art facility. Skilled craftspeople operate computer-controlled equipment as the spas move along a quarter mile assembly line. We are proud to say that our company is one of the most environmentally responsible in the industry.

#### RESPONSIBLE MANUFACTURING

Innovative features designed into every model reduce environmental impact and energy use, so you can feel good about using your Sundance® spa every day.

#### Wood

All of the wood used in the manufacturing of our spas frames comes from suppliers with environmental management systems.

#### Paper

Paper used in our product brochures is Forest Stewardship Council (FSC) certified as coming from sustainable, managed forests. Cardboard waste is sent to a recycling facility.

#### Plastic

The backing material on our cabinetry plus the base and base structure of a Sundance® spa are made from at least 80% recycled plastics.

#### Lighting

The LE D lighting we feature in our spas uses up to 92% less energy than a comparable incandescent bulb.



Sundance® Spas is a little different than most spa brands. We understand that smart consumers buy a spa for its ability to deliver a quality hydrotherapy experience, as well as its total overall efficiency. For over 30 years, our engineers and designers have worked together to define the Sundance® Spas goal, build an energy efficient spa that will not compromise on performance. As a result, Sundance® Spas is recognized for advanced technology, and superior design, and innovation. Sundance Spas' Select Series™ use the lowest amount of energy in their respective series. Sundance Spas has certified and listed its models that meet or exceed standards defined by the California Energy Commission (CEC).\*



Model	Estimated Monthly Cost	Estimated Monthly Cost with Ecowrap™
ASPEN®	\$20.74	TBD
MAXXUS™	\$23.26	\$14.90
OPTIMA®	\$20.02	\$12.53
CAMEO®	\$18.14	\$15.34
MAJESTA®	\$16.34	\$12.38
ALTAMAR™	\$18.22	\$11.74
MARIN™	\$16.06	\$11.16
CAPRI®	\$14.47	\$10.66
CONSTANCE®	\$13.39	NA
VICTORIA™	\$13.61	NA
HAMILTON™	\$18.43	\$11.88
CHELSEE®	\$17.35	TBD
CERTA®	\$15.91	\$10.80


Model	Estimated Monthly Cost	Estimated Monthly Cost with Ecowrap™
MONTCLAIR™	\$14.98	\$8.71
DOVER™	\$13.46	\$9.00
RAMONA®	TBD	NA
MCKINLEY®	TBD	NA
PEYTON®	\$18.14	NA
EDISON®	\$15.72	NA
DENALI®	\$11.59	NA
TACOMA®	\$9.58	NA

Estimated monthly cost is based on CEC test protocol for standby power consumption only. Test results measured in a controlled environment based on a kilowatt rate per hour of \$0.10. Local and future energy rates, local conditions and individual use will alter these estimated monthly costs. For complete CEC test protocol and results visit <http://www.energy.ca.gov>.

Spa Temperature 101° F / 38° C  
 Kilowatt Rate Per Hour \$0.10



Meets or exceeds the energy efficiency standards as defined by the California Energy Commission "CEC".



Every Sundance® spa is tested in a certified energy chamber for its energy consumption. The chamber was built to test all of our spas to make sure they meet the CEC standards. Computer controlled sensors are calibrated on a regular basis to ensure accuracy. A third party company verifies the results and makes sure the chamber is in compliance with the strict standards of CEC. Unique features on every Sundance spa make them energy efficient so that you can enjoy lower monthly costs.



**ENERGY SAVING FEATURES:**


**1. 880 I-Touch™ Control Panel**  
The exclusive 880 I-Touch Control Panel puts energy efficiency and cost savings at your fingertips. The easy-to-use control panels built into every spa provide precised programming of heating cycles and temperature control. Set your control panel on the ECO Mode to help cut your energy costs by preventing the spa from using any electricity until it's time for a water filtration cycle.

**2. Full-Foam Insulation**  
Overall foam conserves heat and supports spa plumbing. High-density, heat-resistant foam surrounds the equipment bay; lighter foam insulates elsewhere ultimately reducing energy cost by maintaining water temperature longer. This is a proven technique in obtaining energy efficient spas.

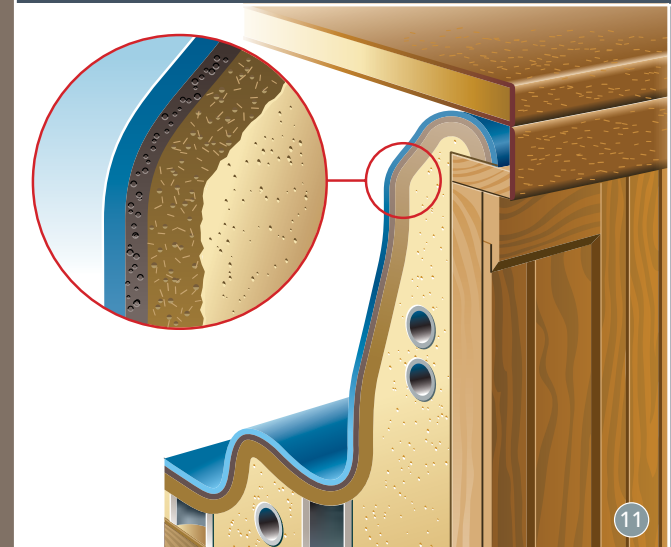
**3. LED Lighting**  
Consumes up to 7.5% of the energy used by an equivalent incandescent lighting systems; if you ran your LED lighting system everyday for three hours, you would only spend approximately 40 cents per year ( based on electricity at 10 cents per kilowatt).

**4. Insulating Cover**  
The marine-grade vinyl covers feature high-density, 1.5 lb foam with an R-value of 13.5, designed to ensure thermal heat retention even in cold climates. Sundance® Spas offers an optional upgrade SUNSTRONG™ Cover featuring authentic Sunbrella® material that lasts twice as long as a traditional vinyl cover. Both covers provide for an energy efficient spa, while helping to keep the water cleaner longer, and reducing maintenance costs.

**5. Optional ECOWRAP™**  
ECOWRAP™ is a natural radiant barrier that brings thermal and acoustic properties together into an environmentally-friendly reflective insulation addition to your spa. ECOWRAP™ is ideal for cold weather climates adding an extra layer for heat retention and reducing operating costs. With ECOWRAP™ you can achieve up to 25% reduction in energy usage.



- 1 i-TOUCH CONTROL PANEL**  
Backlit digital display and touchpad control functions.
- 2 INNOVATIVE THERAPY SEAT**  
Jets target up to 14 acupressure points.
- 3 VERSATILE JETS**  
Jets combine for specific massage types, from bold to gentle.
- 4 AQUATERRACE™ WATER FEATURE**  
Fully adjustable streaming water and colored lighting operates with or without jets on.
- 5 PURE AROMATHERAPY**  
SunScents™ (available from your local dealer) infuse the water with air-driven fragrance.
- 6 FULL-FOAM INSULATION**  
Conserves heat and supports spa plumbing.
- 7 MICROCLEAN® ULTRA FILTRATION**  
The MicroClean Plus filter on 880 Series spas uses a triple-layer pleated material that filters 99% of all particles and removes oils and lotions from the water.
- 8 SYNTHETIC BASE & MOISTURE BARRIER**  
Provides a solid foundation impervious to moisture and insects.
- 9 SECURE HARNESS PLUMBING**  
Allows precise clustering of jets, equalizes water pressure to each jet, enhances pumping efficiency and enables more secure fittings.
- 10 POWERFUL JET PUMPS**  
Single, dual or triple pumps provide a generous amount of massage power.
- 11 RIGID BOND SHELL CONSTRUCTION**  
Proprietary lamination process produces the industry's most reliable spa shell.
- 12 EFFICIENT HEATER**  
Heating element directly heats the water, increasing thermal efficiency. Titanium coil heater so effectively resists corrosion that it comes with a five year *unconditional warranty*.\*
- 13 i-TOUCH SYSTEM CONTROLS**  
A Sundance exclusive. Customizes filtration and temperature settings. Microprocessors continuously monitor operating and safety functions.
- 14 HIGH-QUALITY CABINETRY**  
SunStrong UV-resistant synthetic cabinetry is durable and maintenance-free.
- 15 CLEARARRAY® SYSTEM**  
Hassle-free water maintenance.
- 16 QUICK RELEASE DOOR**  
(Not available on Aspen or Maxxus)



Sundance® spas are engineered to run flawlessly, with proven reliability backed by a comprehensive warranty program. Our commitment to excellence starts with our design and manufacturing teams, who are among the most experienced and creative professionals in the industry. They are responsible for introducing a number of industry innovations, from the first electronic spa control system (1984) to the revolutionary Fluidix™ bearingless jet design technology.



Our exclusive Rigid Bond™ shell lamination process layers the acrylic surface material with vinyl ester resin for superior adhesion. A proprietary blend of polyester resins makes our spa shells eight times stronger than ordinary fiberglass-laminated shells.

Quick release door shown **16**

MODEL SHOWN: 880 SERIES MAXXUS  
FEATURES VARY BY MODEL

\*North America only



PROGRAMMABLE SETTINGS AT YOUR FINGERTIPS

The programmable control system in your Sundance® spa performs several important roles. Microprocessors continually check the spa's functions – circulation, filtration, and automatic shut-off of the jet pumps. Redundant sensors ensure that the water temperature displayed is accurate to within half a degree. The part of the system where you take charge is at the exclusive i-Touch control panel. Conveniently located in the spa, and easy to read and use, Sundance displays are legible from inside or outside. You can also lock your spa's settings into the i-Touch control panel for added security and peace of mind.



1

- 1. 880 SERIES i-TOUCH CONTROLS**
- Fully programmable i-Touch control panel
  - Digital touchpad control of all functions
  - Backlit LCD display
  - Integrated Aqua-Terrace and Footwell Lighting controls
  - Advanced microprocessors check all functions 60 times per second
  - Access your Sundance 880 series spa using your smart phone from anywhere. The new SunSmart™ Wi-Fi App allows you to remotely monitor your spa performance, control the temperature, jets, lights, filtration, and much more. Visit your authorized Sundance dealer to learn more about this new option



2

- 2. 780 SERIES i-TOUCH CONTROLS**
- Easy-to-read LED display
  - Digital touchpad control of all functions
  - Choose from pre-programmed temperature and filtration cycles
  - Display inverts to read from inside or outside the spa



3

- 3. 680 SERIES i-TOUCH CONTROLS**
- Digital LED touchpad panel
  - Choose from preprogrammed temperature and filtration cycles
  - Operate multicolor in-spa LED light option
  - One-pump or two-pump control panel, depending on spa model filtration cycles





## PERSONALIZED MUSIC

The optional factory-installed BLUEWAVE® Spa Stereo System is a perfect addition to complete your Sundance® spa\*\*; it literally surrounds you with music. The BLUEWAVE® Spa Stereo System allows you to access the play list on your smart phone device with the Bluetooth® Audio. It also includes USB power, AUX input and FM radio. In addition, your smart phone device will be completely safe in this weather resistant enclosure with a gasket door. This should give you the peace of mind you need to let the hot water and music relax you from your stressful day. Check out the excellent stereo features, from different spa speaker styles to powered sub woofers, on select models at your local Sundance® dealer.



### 880 SERIES

- Featuring six premium speakers adjacent to pillows for surround sound effect
- Including powered sub-woofer provides thrilling deep bass notes with authority

### SELECT SERIES

- Featuring premium speakers with great sound coming from a sub-woofer allowing you to hear your music from any seat

### 780 SERIES

- Featuring four marine-grade speakers
- Including a passive sub woofer that provides a higher bass

### 680 SERIES\*

- Featuring four marine-grade speakers built into the spa topside

\*Option excludes Denali and Tacoma



## CLEANER WATER FROM ADVANCED FILTRATION

One of the most important features to consider when evaluating a spa is water quality. The Sundance Spas MicroClean® Water Management System along with CLEARRAY® surpasses all others because it helps to ensure clean, sparkling, water with less maintenance. The system accomplishes this through an efficient combination of highly effective filtration, circulation, water treatment surface skimming processes.



The Sundance Spas MicroClean® Water Management System provides maximum water purification day in and day out, by combining a micro filtering disposable element with a reusable component in a single cartridge. The MicroClean filter, combined with our Dynamic Flow™ circulation pump, Sunpurity™ mineral and patented Slipstream™ skimmer, CLEARRAY® system, makes your water clean and clear with minimal effort on your part, so you have more time to relax and enjoy your spa.

In the heart of every 880 and 780 Series model, the Dynamic Flow circulation pump enables filtering of seven times more water per minute than a typical circulation pump found in ordinary spas. In a Sundance spa the Dynamic Flow circulation pump will process up to 50,000 gallons of water per day, using less energy than the competitor's spas that use a 2-speed jet pump to filter their water. Water is continuously drawn over the floating Slipstream skimmer to remove impurities and debris that could otherwise settle on the spa waterline. The Slipstream skimmer also has a built-in dispenser for our SunPurity mineral cartridge, which helps keep your spa water cleaner and softer on your skin. The water then passes through our exclusive MicroClean Filters to ensure cleaner water with less maintenance.




**CLEAR RAY**  
WATER PURIFICATION SYSTEM

After years of both external laboratory and in-field testing, Sundance has perfected a water treatment system that makes water care a breeze. The system treats water using exclusive UV-C technology, which means no gas, chemical, or other by-product is added to the water or produced as a result. This proven technology has a strong track record of success in hygienic and clear water driven industries, including: hospitals, pharmaceuticals, bottling & beverage, industrial and municipal water treatment, and aquariums.



The MicroClean filter cartridge is the first FDA-compliant within the spa industry. Exclusively manufactured by Filter Specialists Inc. for Sundance Spas.





## SEATS THAT GIVE YOU RELAXING OPTIONS

The seating design experts at Sundance have applied the ergonomics of body support to the environment of water to create naturally form-fitting spaces. Each seat is designed to maintain even weight distribution and correct posture when your body is surrounded by jet-driven water. Precision engineering ensures that our seats can accommodate a variety of body types so you can relax into the seats of your Sundance® spa comfortably. Every jet is perfectly positioned within each seat, as well. By moving from one area to another, you can enjoy a specialized massage or a full-body hydrotherapeutic experience.



- 1. COOL-DOWN SEAT**
  - Cool gradually before leaving the spa
  - Sit partially out of the water
  - Enjoy a foot and calf massage
- 2. ACCU-SSAGE THERAPY SEAT**
  - Unique therapy massage station for neck, shoulders, and back
  - Targets specific acupressure points
  - Customized hydrotherapy
  - Mild to bold action, deep-tissue massage
- 3. SOAKING SEAT**
  - Adjust controls from your seat
  - Comfortable support
  - Ideal for gentle hydrotherapy
- 4. FULL-BODY LOUNGE**
  - Ergonomically designed for overall hydrotherapy
  - Neck, shoulder, back, calf, hip and foot jets
  - Wrist jets on select models
- 5. INTELLI-JET THERAPY SEAT**
  - Two therapeutic Fluidix™ Intelli-Jets
  - Change massage action without leaving your seat
  - Two powerful Vortex Jets

MODEL SHOWN: 880 SERIES CAMEO  
SEATING VARIES BY MODEL

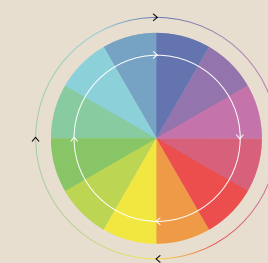



## DRAMATIC EFFECTS WITH CUSTOMIZABLE LIGHTING

Lighting is an integral part of your spa environment. Sundance enhances the textures of water with light and color, while illuminating details that bring out each spa's features. Water glows from the bottom up, starting with underwater lights and continuing with multi-hued lighted waterfalls. You can set the lights to one color, or allow them to gradually transition through the spectrum.




### 880 SERIES SUNGLOW LIGHTING SYSTEMS




Innovative LED (light-emitting diode) technology allows for changeable light colors

- LED lighting for efficiency and long life; uses up to 92% less energy than comparable incandescent lighting systems
- Three levels of brightness
- Select one of seven colors or set to gradually transition
- Independent control of on/off and brightness for footwell and waterfall lights
- Footwell, grab-bar and AquaTerrace waterfall lights
- Three brightness levels
- Seven colors (six colors plus white)
- Color-freeze mode
- Randomized color rotation
- Air control lighting

### STATUS INDICATOR LIGHT



Standard on all 880 series, this logo light appears white when the spa has power and all systems are in normal operation, and red when the spa requires attention.



### 780 SunRay LIGHTING SYSTEM

- Interior perimeter, waterfall and footwell lights
- Four light modes including freeze mode for your enjoyment
- Seven Colors (Six color plus white)
- Lighting shuts off after two hours



# 880 SERIES™

## EXPECT NOTHING LESS THAN EVERYTHING

The 880 Series spas by Sundance are the ones that come to mind when planning a dream backyard. Stylish, technologically advanced, and feature-rich, each of the 880 Series spas takes the concept of “having it all” to a new level. Notable standouts in the Series: patented Fluidix™ jets and jet varieties to deliver a professional-caliber hydrotherapy for every body type. The Accu-Ssage™ therapy seat, with up to 14 Fluidix jets, eases tension while side-by-side seating encourages intimate conversations. Waterfalls rise above a seat where you can relax as water cascades over your back and shoulders. Options like the BLUEWAVE® Spa Stereo System are great for parties. From the mighty Aspen® to the fully loaded Marin™, each of the 880 Series spas is uniquely equipped to deliver the healthy benefits of hydrotherapy in an entertaining package. Take a look, one of them is sure to fit your dreamscape.



SUPERIOR HYDROTHERAPY

STANDARD FEATURES	JET SELECTION	OPTIONS/ADD-ONS
<ul style="list-style-type: none"> <li>CLEARRAY® System</li> <li>MicroClean™ Water Management System</li> <li>MicroClean Ultra™ Filter</li> <li>Dynamic Flow™ Circulation Pump</li> <li>Slipstream™ Floating Skimmer</li> <li>TheraMax™ High-flow Jet Pump(s)</li> <li>Backlit AquaTerrace™ Waterfall</li> <li>Multicolor SunGlow™ LED Lighting</li> <li>SilentAir™ Injection System</li> <li>SunScents™ Aromatherapy Delivery</li> <li>Stainless Steel Jet Trim</li> <li>i-Touch™ Controls</li> <li>ComforTone™ Pillow Headrests</li> <li>SunStrong™ Cabinetry</li> <li>Rigid Bond™ Shell Construction</li> <li>Full-Foam Insulation</li> <li>Titanium Coil Heater</li> <li>Quick Release Access Door (except Aspen™ &amp; Maxxus™)</li> <li>Locking Spa Cover</li> <li>Synthetic Base &amp; Moisture Barrier</li> <li>Lighted Stainless Steel Grab Rail (except Marin™ &amp; Capri™)</li> <li>Quick Drain™</li> <li>Status Indicator Light</li> </ul>	<ul style="list-style-type: none"> <li>Pulsator™ Jets</li> <li>Fluidix Reflex™ Jets</li> <li>Fluidix ST™ Jets</li> <li>Fluidix Intelli-Jets™</li> <li>Fluidix Nex™ Jets</li> <li>Vortex™ Jets</li> <li>Whirlpool Jets</li> <li>Focus-Relief™ Jets</li> <li>Air Injector Jets</li> <li>Accu-Pressure™ Jets</li> </ul>	<ul style="list-style-type: none"> <li>BLUEWAVE® Spa Stereo System including:               <ul style="list-style-type: none"> <li>• Bluetooth® Audio</li> <li>• USB Power</li> <li>• Auxiliary Jack</li> <li>• Stereo Remote with Jet Control</li> <li>• 6 topside JBL® Speakers</li> <li>• Powered Sub-woofer</li> </ul> </li> <li>EcoWrap™</li> <li>SunStrong™ Cover</li> <li>SunPurity™ Mineral Spa Purifier</li> <li>SunSmart WIFI kit &amp; App</li> </ul>
	SEAT VARIETIES	
	<ul style="list-style-type: none"> <li>Accu-Ssage™ Therapy Seat</li> <li>Intelli-Jet™ Therapy Seat</li> <li>Full-body Lounge</li> <li>Adirondack Lounge</li> <li>Contoured Bench Seat</li> <li>Cool-down Seat</li> <li>Pivot Seat</li> <li>Side-by-side Seats</li> </ul>	<p>See a complete selection of accessories including steps, cover lifters and more at <a href="http://sundance spas.com">sundance spas.com</a> or ask your dealer for a brochure.</p>



880 ASPEN®



SEATS 7-8 ADULTS  
 DIMENSIONS 7'6" x 9'2" x 41.5"  
 229 cm x 280 cm x 106 cm  
 TOTAL JETS 66



880 MAXXUS™



SEATS 6 ADULTS  
 DIMENSIONS 7'6" x 9'2" x 41.5"  
 229 cm x 280 cm x 106 cm  
 TOTAL JETS 65



880 OPTIMA®



SEATS 6-7 ADULTS  
 DIMENSIONS 7'5" x 7'5" x 37.5"  
 226 cm x 226 cm x 96 cm  
 TOTAL JETS 47



880 CAMEO®



SEATS 5-6 ADULTS  
 DIMENSIONS 7'5" x 7'5" x 37.5"  
 226 cm x 226 cm x 96 cm  
 TOTAL JETS 54



The precedent-setting Maxxus™ and the Aspen® live up to their reputation as the most luxurious portable spas in the world. The best of everything is here: comfortable hydrotherapy seats complete with wrist jets, a foot dome with eight massaging jets, and patented Fluidix™ jets for the neck. At night, the SunGlow™ LED lighting system illuminates these gracefully styled, spacious spas. Sundance extends your indoor living space outdoors with spas that are as inviting as the living room couch, but much more entertaining.

In addition to the obvious creature comforts, your Sundance® 880 Series spa includes the industry's most advanced water management system. The MicroClean® Ultra filtration is complimented by the CLEARRAY® water system, making water care a breeze, even reducing the amount of sanitizing chemicals necessary.

Sundance gives you plenty of reasons to entertain at home. The award-winning Optima® and Cameo® models beautify your backyard with the AquaTerrace™ waterfall and SunGlow™ LED lighting that cycles through a color palette. But the true beauty is inside these spas. Silent Air injector jets create tiny bubbles of aromatherapy when you add SunScents™ fragrance beads. The Optima features a reflexology foot dome. And the Cameo is a showcase model, with the most popular seats and a deep footwell – easy to see why it's twice been named a Consumers Digest Best Buy.



880 MAJESTA®



SEATS 5-6 ADULTS  
 DIMENSIONS 6'9" x 7'2" x 37.5"  
 206 cm x 219cm x 96cm  
 TOTAL JETS 31



880 ALTAMAR™



SEATS 5-6 ADULTS  
 DIMENSIONS 6'9" x 7'2" x 37.5"  
 206 cm x 219cm x 96cm  
 TOTAL JETS 41



880 MARIN™



SEATS 4-5 ADULTS  
 DIMENSIONS 6'3" x 7'7" x 33"  
 191 cm x 231 cm x 84 cm  
 TOTAL JETS 33



880 CAPRI®



SEATS 2-3 ADULTS  
 DIMENSIONS 5'9" x 6'10" x 30.5"  
 176cm x 209cm x 78cm  
 TOTAL JETS 31



Sit beside a waterfall as you warm your toes with a vigorous massage – it's nice to come home to a Majesta® or an Altamar™ spa. Feel free to invite friends to join you, too. Both of these spas seat five or six adults, and they offer more seating options than most other similarly sized spas. The Altamar™ features the popular lounge seat with wrist and calf jets, and both spas come with the Accu-Ssage™ therapy seat. The innovative Majesta® model is equipped with high/low impact Fluidix™ ST jets, plus the elevated cool-down seat. It's a very cool way to relax.

You've heard it before – how important it is to carve out space and time for yourselves. An 880 Series spa gives you the luxury of a private retreat, perfect for enjoying warm moments. Sit side-by-side in the Marin™ or Capri®, play your favorite music from the optional BLUEWAVE® Spa Stereo System and enjoy the cascading, softly lit splash of the AquaTerrace™ waterfall. You can also sit together in the Capri® model, lean on comfortable armrests, and indulge in a tension-relieving wrist massage from the Pulsator jets. Add SunScents™ Aromatherapy to personalize your experience even more. Your 880 Series spa makes it easy to be spontaneous. With CLEARRAY® the water stays clean longer, so you spend less time on spa maintenance, and more time together.



**EXCLUSIVE 880 SERIES JETS**

**PRESSURE POINT JETS**

Stimulate significant acupressure points on the neck, shoulders and back. Fluidix ST, Accu-Pressure, Pulsator, Fluidix jets provide this type of massage in Sundance Spas'.

**WHIRLPOOL JETS**

Acclaimed for their vigorous deep-muscle massage, and the boldest performance of any jet, anywhere.

**THERAPY JETS**











Give you an amazing number of options: swirling motion, rotating or stationary action, adjustable pressure and volume. Fluidix Nex, Fluidix Intelli-Jet, Vortex, and Fluidix Reflex are therapy jets.

**RELAXATION JETS**

Provide gentle massage and the comfort of bubbling water action.

**SILENT INJECTION**

Sundance® Spas offers SilentAir Injection on all 880 Series spas. With just a touch of a button the powerful SilentAir Injection blower sends soothing bubbles through multiple SilentAir and Focus-Relief jets located throughout the spa. Distinct from water jets, these injectors create a warm effervescent stream of bubbles, giving you an uplifting massage. The SilentAir jets also provide a unique delivery system for aromatherapy that helps keep the water clean by diffusing SunScents fragrance as air bubbles, instead of liquid or powdered additives. SunScents fragrance beads are available through your local dealer.

 <p><b>SILENTAIR™ JET</b></p> <ul style="list-style-type: none"> <li>• Injects a stream of bubbles into the water</li> <li>• Air injection creates a gently effervescent massaging action</li> <li>• Used to diffuse aromatherapy throughout the water</li> </ul>	 <p><b>FOCUS-RELIEF™ JET</b></p> <ul style="list-style-type: none"> <li>• Blower and pump produces high amount of soothing bubbles</li> <li>• Pump only creates a concentrated massage</li> <li>• Blower only for effervescent effect</li> </ul>	 <p><b>ACCU-PRESSURE™ JET</b></p> <ul style="list-style-type: none"> <li>• Focuses on pressure points in shoulders, neck, back, calves and feet</li> <li>• Provides deep-tissue massage to relieve muscle tension and joint pain</li> </ul>	 <p><b>FLUIDIX NEX™ JET</b></p> <ul style="list-style-type: none"> <li>• Latest addition to exclusive Fluidix series</li> <li>• Relieves neck tension and strain</li> <li>• Ideal massage action for small muscles and sensitive nerves</li> <li>• Adjustable high/low massage action</li> <li>• Patented technology</li> </ul>	 <p><b>PULSATOR™ JET</b></p> <ul style="list-style-type: none"> <li>• Creates a gentle “pulsing” massage action</li> <li>• Provides relief in the wrist area</li> <li>• Reduces discomfort of carpal tunnel syndrome in wrists</li> </ul>
 <p><b>FLUIDIX REFLEX™ JET</b></p> <ul style="list-style-type: none"> <li>• Pronounced back-and-forth massaging motion moves water in a whole new way</li> <li>• Assertive action or mild massaging</li> <li>• Adjust flow by rotating jet face</li> <li>• Patented technology</li> </ul>	 <p><b>FLUIDIX ST™ JET</b></p> <ul style="list-style-type: none"> <li>• Revolutionary, patented design concept</li> <li>• Both high-and low-impact massage</li> <li>• Use air control dial to adjust jet stream intensity and pressure</li> <li>• Durable bearingless jet available only from Sundance</li> </ul>	 <p><b>FLUIDIX INTELLI-JET™</b></p> <ul style="list-style-type: none"> <li>• The ultimate in versatility and efficiency</li> <li>• Turn jet face to horizontal for a lighter, smoother massage, or vertical for large-muscle, deep massage</li> <li>• Use air control dial to adjust jet stream intensity and pressure</li> <li>• Patented bearingless jet built to last a lifetime</li> </ul>	 <p><b>VORTEX™ JET</b></p> <ul style="list-style-type: none"> <li>• Unique rifling action for high- and low-impact therapeutic massage</li> <li>• Bearingless jet built to last longer</li> <li>• Exclusively designed for Sundance</li> <li>• Swirling sensation</li> </ul>	 <p><b>WHIRLPOOL JET</b></p> <ul style="list-style-type: none"> <li>• A choice of professional athletes</li> <li>• Vigorous action delivers muscle-penetrating massage</li> </ul>







## 880 SERIES



ASPEN®

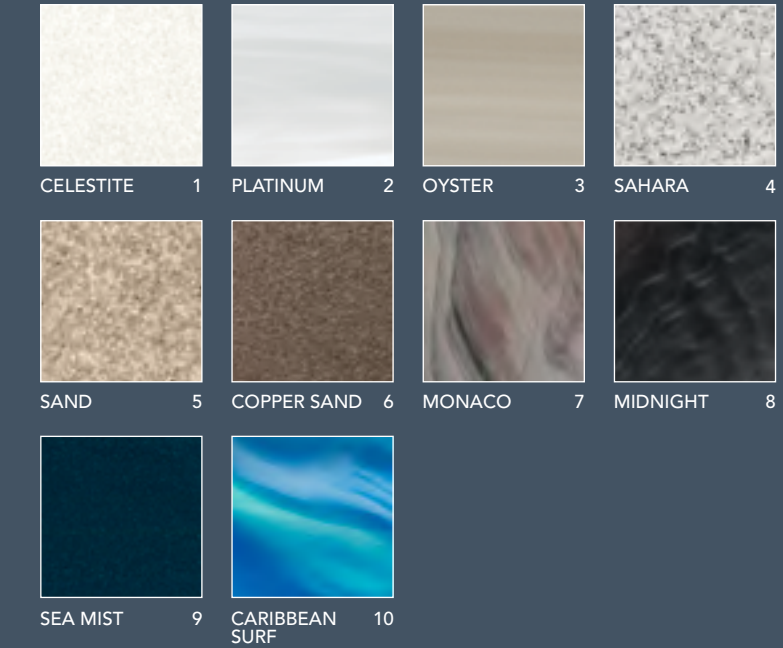


MAXXUS™


SPA	ASPEN®	MAXXUS™
SEATS	7-8 adults	6 adults
DIMENSIONS	7'6" x 9'2" x 41.5" (229 cm x 280 cm x 106 cm)	7'6" x 9'2" x 41.5" (229 cm x 280 cm x 106 cm)
DRY WEIGHT	1,240 lbs (562 kg)	1,117 lbs (507 kg)
TOTAL FILLED WEIGHT	7,087 lbs (3,192 kg)	6,563 lbs (2,977 kg)
AVERAGE SPA VOLUME	520 US gal (1,968 liters)	523 US gal (1,979 liters)
TOTAL SPA VOLUME	695 US gal (2,631 liters)	653 US gal (2,472 liters)
JET PUMPS		
NORTH AMERICA (60 Hz)	3 TheraMax™ 2.5 hp (5.1 bhp <sup>1</sup> )	3 TheraMax™ 2.5 hp (5.1 bhp <sup>1</sup> )
EXPORT (50 Hz)	3 TheraMax™ 2.0 hp (2.6 bhp <sup>1</sup> )	3 TheraMax™ 2.0 hp (2.6 bhp <sup>1</sup> )
TOTAL JETS	66	65
FLUIDIX™ ST JETS	12	12
ACCU-PRESSURE™ JETS	18	14
PULSATOR™ JETS	4	6
FLUIDIX INTELLI-JETS™	6	2
VORTEX™ JETS	2	7
FLUIDIX NEX™ JETS	8	8
FLUIDIX REFLEX™ JETS	14	6
WHIRLPOOL JETS	2	2
FOCUS-RELIEF™ JETS		8
AROMATHERAPY DELIVERY/ AIR BLOWER	14 Air Injector Jets with quiet, 1.5 hp air pump	6 Air Injector Jets with quiet, 1.5 hp air pump
AIR CONTROLS/MASSAGE SELECTORS	8 controls/ 2 selectors	8 controls/ 2 selectors
WATER SYSTEM	CLEARRAY®	CLEARRAY®
MICROCLEAN™ FILTRATION SYSTEM		
20" SLIPSSTREAM™ FLOATING SKIMMER	Standard	Standard
MICROCLEAN ULTRA™ FILTER	Standard	Standard
DYNAMIC FLOW™ CIRCULATION PUMP	Standard	Standard
LIGHTING	Multicolor SunGlow LED Lighting, 2 in spa and 1 in each waterfall	Multicolor SunGlow LED Lighting, 2 in spa and 1 in each waterfall
STAINLESS STEEL JET TRIM	Standard	Standard
HEADRESTS	4 ComforTone 2-part/2-tone gray	4 ComforTone 2-part/2-tone gray
ELECTRICAL REQUIREMENTS		
NORTH AMERICA (60 Hz)	240 VAC @ 50A or 60A	240 VAC @ 50A or 60A
EXPORT (50 Hz)	230 VAC @ 40A, 50A or 60A	230 VAC @ 40A, 50A or 60A
TITANIUM COIL HEATER	5.5 kW <sup>2</sup>	5.5 kW <sup>2</sup>
AQUATERRACE™ WATER FEATURE	2	2
STEREO	Optional BLUEWAVE® Spa Stereo System	Optional BLUEWAVE® Spa Stereo System
SHELL COLORS	1, 2, 4, 6, 7	1, 2, 4, 6, 7
SUNSTRONG™ CABINetry	Coastal, Mahogany, Autumn Walnut	Coastal, Mahogany, Autumn Walnut

## 880 SERIES SPECIFICATIONS

### SHELL COLORS



### COVERS AND SKIRTING OPTIONS



<sup>1</sup> Brake horsepower (bhp) is a maximum value measured by the motor manufacturer with no pump installed.  
<sup>2</sup> 2.7kW on 50Hz export spas  
 Dimensions, weights and capacities are approximate. Specifications are subject to change without notice. Color and cabinet availability varies by model. Please see specifications.

880 SERIES



OPTIMA®



CAMEO®



MAJESTA®



ALTAMAR™



MARIN™

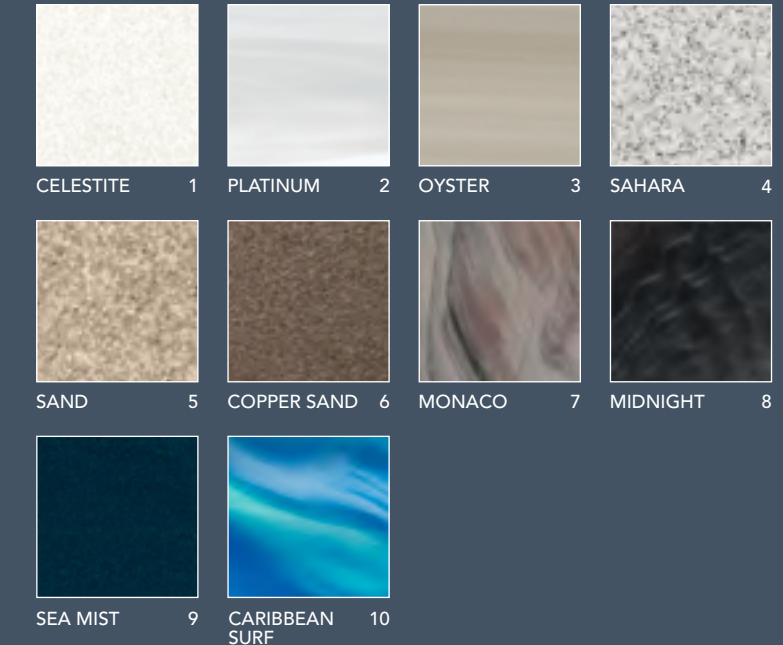


CAPRI™


880 SERIES SPECIFICATIONS

SPA	OPTIMA®	CAMEO®	MAJESTA®	ALTAMAR™	SPA	MARIN™	CAPRI™
SEATS	6-7 adults	5-6 adults	5-6 adults	5-6 adults	SEATS	4-5 adults	2-3 adults
DIMENSIONS	7'5" x 7'5" x 37.5" (226 cm x 226 cm x 96 cm)	7'5" x 7'5" x 37.5" (226 cm x 226 cm x 96 cm)	6'9" x 7'2" x 37.5" (206 cm x 219 cm x 96 cm)	6'9" x 7'2" x 37.5" (206 cm x 219 cm x 96 cm)	DIMENSIONS	6'3" x 7'7" x 33" (191 cm x 231 cm x 84 cm)	5'9" x 6'10" x 30.5" (176 cm x 209 cm x 78 cm)
DRY WEIGHT	924 lbs (419 kg)	962 lbs (436 kg)	846 lbs (384 kg)	875 lbs (397 kg)	DRY WEIGHT	776 lbs (352 kg)	635 lbs (288 kg)
TOTAL FILLED WEIGHT	5,344 lbs (2,424 kg)	4,882 lbs (2,214 kg)	4,474 lbs (2,029 kg)	4,878 lbs (2,213 kg)	TOTAL FILLED WEIGHT	4,237 lbs (1,922 kg)	3,262 lbs (1,480 kg)
AVERAGE SPA VOLUME	410 US gal (1,552 liters)	370 US gal (1,401 liters)	330 US gal (1,249 liters)	390 US gal (1,476 liters)	AVERAGE SPA VOLUME	315 US gal (1,192 liters)	230 US gal (871 liters)
TOTAL SPA VOLUME	530 US gal (2,006 liters)	470 US gal (1,779 liters)	435 US gal (1,647 liters)	480 US gal (1,817 liters)	TOTAL SPA VOLUME	415 US gal (1,571 liters)	315 US gal (1,192 liters)
JET PUMPS					JET PUMPS		
NORTH AMERICA (60 Hz)	2 TheraMax™ 2.5 hp (5.1 bhp <sup>1</sup> )	2 TheraMax™ 2.5 hp (5.1 bhp <sup>1</sup> )	2 TheraMax™ 2.5 hp (5.1 bhp <sup>1</sup> )	2 TheraMax™ 2.5 hp (5.1 bhp <sup>1</sup> )	NORTH AMERICA (60 Hz)	2 TheraMax™ 2.5 hp (5.1 bhp <sup>1</sup> )	1 TheraMax™ 2.5 hp (5.1 bhp <sup>1</sup> )
EXPORT (50 Hz)	2 TheraMax™ 2.0 hp (2.6 bhp <sup>1</sup> )	2 TheraMax™ 2.0 hp (2.6 bhp <sup>1</sup> )	2 TheraMax™ 2.0 hp (2.6 bhp <sup>1</sup> )	2 TheraMax™ 2.0 hp (2.6 bhp <sup>1</sup> )	EXPORT (50 Hz)	2 TheraMax™ 2.0 hp (2.6 bhp <sup>1</sup> )	1 TheraMax™ 2.0 hp (2.6 bhp <sup>1</sup> )
TOTAL JETS	47	54	31	41	TOTAL JETS	33	31
FLUIDIX™ ST JETS	16	12	12	12	FLUIDIX™ ST JETS	10	10
ACCU-PRESSURE™ JETS	12	6	2		ACCU-PRESSURE™ JETS	2	4
PULSATOR™ JETS	2	4		2	PULSATOR™ JETS	2	2
FLUIDIX INTELLI-JETS™	5	2	6	6	FLUIDIX INTELLI-JETS™	7	2
VORTEX™ JETS	7	6	3	2	VORTEX™ JETS	2	1
FLUIDIX NEX™ JETS	4	6	6	4	FLUIDIX NEX™ JETS	2	2
FLUIDIX REFLEX™ JETS		6		6	FLUIDIX REFLEX™ JETS	6	6
WHIRLPOOL JETS	1	4	2	3	WHIRLPOOL JETS		
FOCUS-RELIEF™ JETS		8		6	FOCUS-RELIEF™ JETS	2	4
AROMATHERAPY DELIVERY/ AIR BLOWER	14 Air Injector Jets with quiet, 1.5 hp air pump	6 Air Injector Jets with quiet, 1.5 hp air pump	14 Air Injector Jets with quiet, 1.5 hp air pump	8 Air Injector Jets with quiet, 1.5 hp air pump	AROMATHERAPY DELIVERY/ AIR BLOWER	10 Air Injector Jets with quiet, 1.5 hp air pump	8 Air Injector Jets with quiet, 1.5 hp air pump
AIR CONTROLS/MASSAGE SELECTORS	5 controls/ 2 selectors	5 controls/ 2 selectors	5 controls/ 1 selector	5 controls/ 1 selector	AIR CONTROLS/MASSAGE SELECTORS	4 controls/ 1 selector	2 controls/ 1 selector
WATER SYSTEM	CLEARRAY®	CLEARRAY®	CLEARRAY®	CLEARRAY®	WATER SYSTEM	CLEARRAY®	CLEARRAY®
MICROCLEAN™ FILTRATION SYSTEM					MICROCLEAN™ FILTRATION SYSTEM		
20" SLIPSSTREAM™ FLOATING SKIMMER	Standard	Standard	Standard	Standard	20" SLIPSSTREAM™ FLOATING SKIMMER	Standard	Standard
MICROCLEAN ULTRA™ FILTER	Standard	Standard	Standard	Standard	MICROCLEAN ULTRA™ FILTER	Standard	Standard
DYNAMIC FLOW™ CIRCULATION PUMP	Standard	Standard	Standard	Standard	DYNAMIC FLOW™ CIRCULATION PUMP	Standard	Standard
LIGHTING	Multicolor SunGlow LED Lighting, 1 in spa and 1 in each waterfall	Multicolor SunGlow LED Lighting, 1 in spa and 1 in each waterfall	Multicolor SunGlow LED Lighting, 1 in spa and 1 in each waterfall	Multicolor SunGlow LED Lighting, 1 in spa and 1 in each waterfall	LIGHTING	Multicolor SunGlow LED Lighting, 1 in spa and 1 in each waterfall	Multicolor SunGlow LED Lighting, 1 in spa and 1 in each waterfall
STAINLESS STEEL JET TRIM	Standard	Standard	Standard	Standard	STAINLESS STEEL JET TRIM	Standard	Standard
HEADRESTS	4 ComforTone 2-part/2-tone gray	3 ComforTone 2-part/2-tone gray	3 ComforTone 2-part/2-tone gray	3 ComforTone 2-part/2-tone gray	HEADRESTS	4 ComforTone 2-part/2-tone gray	3 ComforTone 2-part/2-tone gray
ELECTRICAL REQUIREMENTS					ELECTRICAL REQUIREMENTS		
NORTH AMERICA (60 Hz)	240 VAC @ 40A, 50A or 60A	240 VAC @ 40A, 50A or 60A	240 VAC @ 40A, 50A or 60A	240 VAC @ 40A, 50A or 60A	NORTH AMERICA (60 Hz)	240 VAC @ 40A, 50A or 60A	240 VAC @ 40A, or 50A
EXPORT (50 Hz)	230 VAC @ 20A, 30A or 40A	230 VAC @ 20A, 30A or 40A	230 VAC @ 20A, 30A or 40A	230 VAC @ 20A, 30A or 40A	EXPORT (50 Hz)	230 VAC @ 20A, 30A or 40A	230 VAC @ 20A, or 30A
TITANIUM COIL HEATER	5.5 kW <sup>2</sup>	5.5 kW <sup>2</sup>	5.5 kW <sup>2</sup>	5.5 kW <sup>2</sup>	TITANIUM COIL HEATER	5.5 kW <sup>2</sup>	5.5 kW <sup>2</sup>
AQUATERRACE™ WATER FEATURE	1	1	1	1	AQUATERRACE™ WATER FEATURE	1	1
STEREO	Optional BLUEWAVE® Spa Stereo System	Optional BLUEWAVE® Spa Stereo System	Optional BLUEWAVE® Spa Stereo System	Optional BLUEWAVE® Spa Stereo System	STEREO	Optional BLUEWAVE® Spa Stereo System	Optional BLUEWAVE® Spa Stereo System
SHELL COLORS	1-10	1-10	1-10	1-10	SHELL COLORS	1-10	1-7, 9
SUNSTRONG™ CABINETRY	Coastal, Mahogany, Autumn Walnut	Coastal, Mahogany, Autumn Walnut	Coastal, Mahogany, Autumn Walnut	Coastal, Mahogany, Autumn Walnut	SUNSTRONG™ CABINETRY	Coastal, Mahogany, Autumn Walnut	Coastal, Mahogany, Autumn Walnut

SHELL COLORS



COVERS AND SKIRTING OPTIONS




1 Brake horsepower (bhp) is a maximum value measured by the motor manufacturer with no pump installed.  
 2 .7kW on 50Hz export spas  
 Dimensions, weights and capacities are approximate. Specifications are subject to change without notice. Color and cabinet availability varies by model. Please see specifications.

# SELECT® SERIES



The Select® Series combines high performance spa technology with the latest innovations in energy efficiency. Each spa was designed and tested by Sundance engineers to reduce energy consumption without sacrificing jet power, resulting in the most energy-efficient spas in our product line. Select® Series spas feature the low-maintenance MicroClean™ filtration system, which efficiently filters the spa water through a high-flow circulation pump for clean, clear water every time. The breathtaking exterior and waterfall lighting that adorn each spa creates a romantic ambience, perfect for nighttime spa use. Best of all, the Select® Series is designed to withstand weather and UV exposure, resulting in a spa that last for years of enjoyment. With a sleek cabinet design, the Select® Series is guaranteed to add a modern touch to your backyard.



LUXURY HYDROTHERAPY MEETS LOW ENERGY USAGE

STANDARD FEATURES	JET SELECTION
<ul style="list-style-type: none"> <li>CLEARRAY® System</li> <li>MicroClean™ Water Management System</li> <li>Dynamic Flow™ Circulation Pump</li> <li>Slipstream™ Floating Skimmer</li> <li>Stainless Steel Jet Trim</li> <li>Pillow Headrest</li> <li>No Exposed Acyclic On Top</li> <li>SunStrong™ Cabinetry</li> <li>Rigid Bond™ Shell Construction</li> <li>Full-Foam Insulation</li> <li>Titanium Coil Heater</li> <li>Locking Spa Cover</li> </ul>	<ul style="list-style-type: none"> <li>Fluidix Reflex™ Jets</li> <li>Fluidix ST™ Jets</li> <li>Fluidix Intelli-Jets™</li> <li>Fluidix Nex™ Jets</li> <li>Vortex™ Jets</li> <li>Accu-Pressure™ Jets</li> <li>SMT Micro Jets</li> </ul>
SEAT VARIETIES	OPTIONS/ADD-ONS
<ul style="list-style-type: none"> <li>Intelli-Jet™ Therapy Seat</li> <li>Full-body Lounge</li> <li>Adirondack Lounge</li> <li>Contoured Bench Seat</li> </ul>	<p><b>BLUEWAVE® Spa Stereo System</b> including:</p> <ul style="list-style-type: none"> <li>• Bluetooth® Audio</li> <li>• USB Power</li> <li>• Auxiliary Jack</li> <li>• Stereo Remote with Jet Control</li> <li>• 6 topside JBL® Speakers</li> <li>• Powered Sub-woofer</li> </ul> <p>SunStrong™ Cover SunPurity™ Mineral Spa Purifier**</p> <p><small>See a complete selection of accessories including steps, cover lifters and more at <a href="http://sundancespas.com">sundancespas.com</a> or ask your dealer for a brochure.</small></p>

**SELECT VICTORIA™**



SEATS 5 ADULTS  
 DIMENSIONS 7'4" x 7'4" x 36"  
 224 CM x 224 CM x 92 CM  
 TOTAL JETS 39



**SELECT CONSTANCE®**



SEATS 6 ADULTS  
 DIMENSIONS 7'4" x 7'4" x 36"  
 224 CM x 224 CM x 92 CM  
 TOTAL JETS 38



**SELECT SERIES**



CONSTANCE®



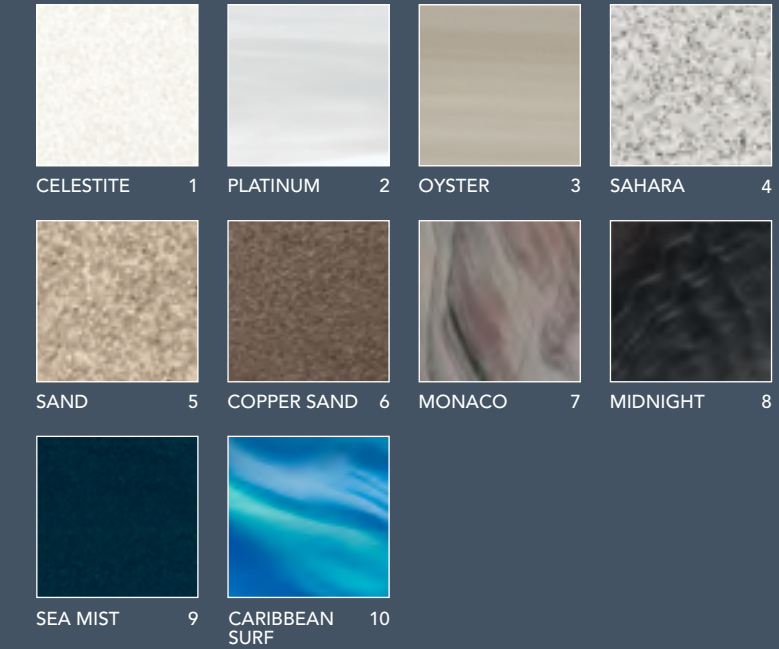
VICTORIA™

**SPA**


SEATS	6 adults	5 adults
DIMENSIONS	7'4" x 7'4" x 36" (224 cm x 224 cm x 91 cm)	7'4" x 7'4" x 36" (224 cm x 224 cm x 91 cm)
DRY WEIGHT	901 lbs (409 kg)	898 lbs (407 kg)
TOTAL FILLED WEIGHT	5,196 lbs (2,357 kg)	5,318 lbs (2,412 kg)
AVERAGE SPA VOLUME	400 US gal (1,514 liters)	400 US gal (1,514 liters)
TOTAL SPA VOLUME	515 US gal (1,949 liters)	530 US gal (2,006 liters)
JET PUMP1		
NORTH AMERICA (60 Hz)	2 speed, 2.5hp continuous	2 speed, 2.5hp continuous
EXPORT (50 Hz)	2 speed, 2.0hp continuous	2 speed, 2.0hp continuous
JET PUMP2		
NORTH AMERICA (60 Hz)	1 speed, 2.5hp continuous	1 speed, 2.5hp continuous
EXPORT (50 Hz)	1 speed, 2.0hp continuous	1 speed, 2.0hp continuous
DYNAMIC FLOW™ CIRCULATION PUMP	Standard	Standard
TOTAL JETS	38	39
FLUIDIX ST JETS	7	7
FLUIDIX REFLEX JETS	5	9
FLUIDIX INTELLI-JETS	7	4
FLUIDIX NEX JETS	6	4
VORTEX JETS	1	3
ACCU-PRESSURE JETS	12	6
SMT MICRO		6
AIR CONTROLS/MASSAGE SELECTORS	4 controls/1 selector	3 controls/1 selector
LIGHTING	Multicolor SunGlow™ LED Lighting including exterior lighting	Multicolor SunGlow™ LED Lighting including exterior lighting
SLIPSTREAM FILTRATION SYSTEM	MicroClean™ with floating weir	MicroClean™ with floating weir
WATER SYSTEM	CLEARRAY®	CLEARRAY®
ELECTRICAL REQUIREMENTS		
NORTH AMERICA (60 Hz)	240 VAC @ 40A, 50A or 60A	240 VAC @ 40A, 50A or 60A
EXPORT (50 Hz)	230 VAC @ 20A, 30A or 40A	230 VAC @ 20A, 30A or 40A
TITANIUM COIL HEATER	5.5 kW <sup>2</sup>	5.5 kW <sup>2</sup>
HEADRESTS	4	3
WATERFALL	1	1
STEREO	Optional BLUEWAVE® Spa Stereo System	Optional BLUEWAVE® Spa Stereo System
SHELL COLORS	1-10	1-10
SUNSTRONG™ CABINETRY	Mahogany, Autumn Walnut	Mahogany, Autumn Walnut

**SELECT SERIES SPECIFICATIONS**

**SHELL COLORS**



**COVERS AND SKIRTING OPTIONS**



1 Brake horsepower (bhp) is a maximum value measured by the motor manufacturer with no pump installed.  
 2 2.7kW on 50Hz export spas  
 Dimensions, weights and capacities are approximate. Specifications are subject to change without notice. Color and cabinet availability varies by model. Please see specifications.

The Sundance® Victoria™ debuts a lounge seat with SMT™ leg jets that massage the hard-to-reach hamstrings and calves. Both the Constance® and Victoria™ spas:

- MicroClean™ Water Management system keeps water cleaner.
- Weather and UV-resistant materials increase durability.
- Attractive cabinet top deck conceals the acrylic edge.
- Autumn Walnut skirting and Sea Mist acrylic added to color choices.
- Multi-tier, comfortable, cool-down seat makes spa entry and exit safer

In addition to unprecedented energy efficiency, the Select Series includes the following options:

**Optional BLUEWAVE® Spa Stereo System**

- Bluetooth® Audio- stream audio from up to 30 ft
- USB Power- Direct connect and charge while listening
- AUX input for alternative music sources
- JBL Speakers with Subwoofer- High-end audio sound
- Water-resistant remote and Apple USB cable Included

**Optional VersaStep™**

- Handy built-in storage for towels, sunscreen, etc.
- Colors coordinate with spa's cabinetry

**Optional SunStrong™ Spa Cover**

Upgraded cover made with premium outdoor Sunbrella® fabric:

- No fading or cracking
- Lasts longer
- Cleans easily
- Looks more natural than vinyl



780 SERIES™

SAY YES TO IT ALL

The 780 Series spas by Sundance, contemporary in design and function, are built in the best Sundance® tradition. Ideal for relaxing, reconnecting, or recovering from stress and strain, a 780 Series spa also enhances your backyard with the sight and sound of water and light. Once you're inside a 780 Series spa, our famous Soothing Muscle Therapy (SMT), Fluidix, and Accu-Pressure jets work together to pamper you with personalized massage styles. Contoured pillow headrests provide comfort and support as you relax in a lounge or our famous Vortex™ therapy seat. For a sophisticated finish to your 780 Series spa, all models include stainless steel jet trim and our EZ-Access door to allow you quick access to the equipment area. To keep your 780 Series spa water pure CLEARRAY is factory-installed in every model.



DAILY HYDROTHERAPY SESSIONS MAKE YOU FEEL MORE BALANCED

STANDARD FEATURES	JET SELECTION
<ul style="list-style-type: none"> <li>CLEARRAY® WaterSystem</li> <li>MicroClean™ Filtration</li> <li>Dynamic Flow Circulation Pump</li> <li>Slipstream™ Floating Skimmer</li> <li>TheraFlo™ Jet Pump(s)</li> <li>Waterfall</li> <li>Multicolor SunRay™ LED Lighting</li> <li>i-Touch™ Controls</li> <li>Pillow Headrests</li> <li>SunStrong™ Cabinetry</li> <li>Rigid Bond™ Shell Construction</li> <li>Full-Foam Insulation</li> <li>Locking Spa Cover</li> <li>Stainless Steel Jet Trim</li> <li>EZ Access Door</li> </ul>	<ul style="list-style-type: none"> <li>Accu-Pressure™ Jets</li> <li>SMT™ Micro Adjustable Jets</li> <li>SMT Fluidix™ Jets</li> <li>Vortex™ Jets</li> <li>Mini Vortex™ Jets</li> </ul>
SEAT VARIETIES	OPTIONS/ADD-ONS
<ul style="list-style-type: none"> <li>Accu-Ssage™ Therapy Seat</li> <li>Full-body Lounge</li> <li>Adirondack Lounge</li> <li>Vortex™ Therapy Seat</li> <li>Contoured Bench Seat</li> <li>Cool-down Seat</li> <li>Side-by-side Seats</li> </ul>	<p>BLUEWAVE® Spa Stereo System* including:</p> <ul style="list-style-type: none"> <li>Stream Audio using BLUETOOTH®</li> <li>Auxiliary MP3 Jack</li> <li>FM Radio</li> <li>USB Power</li> <li>Stereo Remote</li> <li>Four Topside Micro-speakers</li> <li>Passive Sub-woofer</li> </ul> <p>SunPurity™ Mineral Spa Purifier**</p> <p>SunStrong™ Cover</p> <p>EcoWrap™</p> <p><i>See a complete selection of accessories including steps, cover lifters, planters and tables at <a href="http://sundancespas.com">sundancespas.com</a> or ask your dealer for a brochure.</i></p> <p><small>* Not available on Camden or Dover ** Not available in all countries (see your dealer)</small></p>



Whether you live on a windswept shore or a sunny suburban street, a 780 Series spa seems right at home. Take the versatile Hamilton™ – big enough to welcome family and friends, it's also ideal for a solo hydrotherapy session. The therapy lounge and the Accu-Ssage™ therapy seat each provide a deeply relaxing massage; while the Vortex™ therapy seat lets you enjoy a soothing shoulder massage. When night falls, the bubbling water glows with SunRay™ LED lighting. The multicolor light can even be "frozen" on one shade to achieve the effects of chromatherapy, the healing energy of color and light. For sheer fun, unparalleled hydrotherapy, and a luxury look, explore a 780 Series spa.



### 780 HAMILTON™



SEATS 5-6 ADULTS  
 DIMENSIONS 7'5" x 7'5" x 36"  
 226cm x 226cm x 92cm  
 TOTAL JETS 41



### 780 CHELSEE®



SEATS 6-7 ADULTS  
 DIMENSIONS 7'5" x 7'5" x 36"  
 226cm x 226cm x 92cm  
 TOTAL JETS 40



### 780 CERTA®



SEATS 5-6 ADULTS  
 DIMENSIONS 6'9" x 7'2" x 36"  
 206 cm x 219cm x 92cm  
 TOTAL JETS 35



Feelings of contentment, leisurely conversations, and playful moments happen more often when a Sundance® spa is part of your life. Imagine carefree times in a Chelsea® or Certa® model. These spas are generously sized and feature the best of the 780 Series: Accu-Ssage™ therapy seats with patented jets for a wide variety of massage types, and the optional BLUEWAVE® Spa Stereo System. Sundance has built in key quality details as well: quick access to equipment with the EZ-Access Door, superior water purification with CLEARARRAY® and the Dynamic Flow circulation pump.





780 MONTCLAIR™



SEATS 4 ADULTS  
 DIMENSIONS 6'3" x 7'7" x 33"  
 191cm x 231cm x 84cm  
 TOTAL JETS 30



780 DOVER™



SEATS 2-3 ADULTS  
 DIMENSIONS 5'9" x 6'10" x 30.5"  
 176 cm x 209 cm x 78 cm  
 TOTAL JETS 23



Daily hydrotherapy sessions can make you feel more balanced. Even if you have a compact patio or deck area, you can get all the feel-good benefits of a Sundance® in the Montclair™ and Dover™ models. The Dover features side-by-side seating, plus a half lounge that's ideal for a solo hydrotherapy session.



ACCU-PRESSURE™ JET

- Focuses on pressure points in shoulders, neck, back, calves, and feet
- Relieves tired muscles, stress and tension



SMT™ MICRO ADJUSTABLE JET

- SMT (Soothing Muscle Therapy) jets produce a refined massage
- The ultimate in neck tension relief
- Customized pressure control
- Fully adjustable face



SMT FLUIDIX™ JET

- First Fluidix in 780 Series
- Advanced patented jet design captures the feeling of a hands-on massage
- Massages tension-prone areas in small muscle groups and joints



MINI VORTEX™ JET

- High and low-impact therapeutic massage
- Produces a swirling sensation
- Unique rifling action for optimal massage
- Exclusively designed for Sundance



VORTEX™ JET

- Unique rifling action for high- and low-impact therapeutic massage
- Bearingless jet built to last longer
- Exclusively designed for Sundance
- Swirling sensation



780 SERIES



HAMILTON™



CHELSEE®



CERTA®



MONTCLAIR™




DOVER™

SPA	HAMILTON™	CHELSEE®	CERTA®
SEATS	5-6 adults	6-7 adults	5-6 adults
DIMENSIONS	7'5" x 7'5" x 36" (226 cm x 226 cm x 92 cm)	7'5" x 7'5" x 36" (226 cm x 226 cm x 92 cm)	6'9" x 7'2" x 36" (206 cm x 219 cm x 92 cm)
DRY WEIGHT	826 lbs (375 kg)	873 lbs (396 kg)	797 lbs (362 kg)
TOTAL FILLED WEIGHT	4,996 lbs (2,266 kg)	5,210 lbs (2,363 kg)	4,467 lbs (2,026 kg)
AVERAGE SPA VOLUME	393 US gal (1,488 liters)	400 US gal (1,514 liters)	364 US gal (1,378 liters)
TOTAL SPA VOLUME	500 US gal (1,893 liters)	520 US gal (1,968 liters)	440 US gal (1,666 liters)
JET PUMPS			
NORTH AMERICA (60 Hz)	2 TheraFlo™ 2.5 cont hp (1 @ 2 spd 4.5 bhp <sup>1</sup> , 1 @ 1 spd 4.8 bhp <sup>1</sup> )	2 TheraFlo™ 2.5 cont hp (1 @ 2 spd 4.5 bhp <sup>1</sup> , 1 @ 1 spd 4.8 bhp <sup>1</sup> )	2 TheraFlo™ 2.5 cont hp (1 @ 2 spd 4.5 bhp <sup>1</sup> , 1 @ 1 spd 4.8 bhp <sup>1</sup> )
EXPORT (50 Hz)	2 TheraFlo™ 2.0 cont hp (1 @ 2 spd 2.6 bhp <sup>1</sup> , 1 @ 1 spd 3.0 bhp <sup>1</sup> )	2 TheraFlo™ 2.0 cont hp (1 @ 2 spd 2.6 bhp <sup>1</sup> , 1 @ 1 spd 3.0 bhp <sup>1</sup> )	2 TheraFlo™ 2.0 cont hp (1 @ 2 spd 2.6 bhp <sup>1</sup> , 1 @ 1 spd 3.0 bhp <sup>1</sup> )
TOTAL JETS	41	40	35
ACCU-PRESSURE JETS	9	17	9
SMT MICRO ADJUSTABLE JETS	12	6	8
SMT FLUIDIX™ JETS	8	8	6
VORTEX™ JETS	4	5	4
MINI VORTEX™ JETS	8	4	8
AIR CONTROLS/ MASSAGE SELECTORS	3 controls/ 1 selector	4 controls/ 1 selector	3 controls/ 1 selector
WATER SYSTEM	CLEARARRAY®	CLEARARRAY®	CLEARARRAY®
20" SLIPSTREAM™ FLOATING SKIMMER	Standard	Standard	Standard
TWO-STAGE MICROCLEAN FILTER	Standard	Standard	Standard
CIRCULATION PUMP	Standard	Standard	Standard
LIGHTING	Multicolor SunRay LED Lighting	Multicolor SunRay LED Lighting	Multicolor SunRay LED Lighting
STAINLESS STEEL JET TRIM	Standard	Standard	Standard
HEADRESTS	3	4	3
ELECTRICAL REQUIREMENTS			
NORTH AMERICA (60 Hz)	240 VAC @ 40A, 50A or 60A	240 VAC @ 40A, 50A or 60A	240 VAC @ 40A, 50A or 60A
EXPORT (50 Hz)	230-240 VAC @ 20A, 30A or 40A	230-240 VAC @ 20A, 30A or 40A	230-240 VAC @ 20A, 30A or 40A
STAINLESS STEEL HEATER	5.5 kW <sup>2</sup>	5.5 kW <sup>2</sup>	5.5 kW <sup>2</sup>
AQUASHEER™ WATER FEATURE	1	1	1
STEREO	Optional BLUEWAVE® Spa Stereo System	Optional BLUEWAVE® Spa Stereo System	Optional BLUEWAVE® Spa Stereo System
SHELL COLORS	1-10	1-10	1-10
SUNSTRONG™ CABINETRY	Coastal, Mahogany, Autumn Walnut	Coastal, Mahogany, Autumn Walnut	Coastal, Mahogany, Autumn Walnut


SPA	MONTCLAIR™	DOVER™
SEATS	4 adults	2-3 adults
DIMENSIONS	6'3" x 7'7" x 33" (191 cm x 231 cm x 84 cm)	5'9" x 6'10" x 30.5" (176 cm x 209 cm x 78 cm)
DRY WEIGHT	790 lbs (358 kg)	620 lbs (281 kg)
TOTAL FILLED WEIGHT	4,251 lbs (1,928 kg)	3,247 lbs (1,473 kg)
AVERAGE SPA VOLUME	310 US gal (1,173 liters)	230 US gal (871 liters)
TOTAL SPA VOLUME	415 US gal (1,571 liters)	315 US gal (1,192 liters)
JET PUMPS		
NORTH AMERICA (60 Hz)	2 TheraFlo™ 2.5 cont hp (1 @ 2 spd 4.5 bhp <sup>1</sup> , 1 @ 1 spd 4.8 bhp <sup>1</sup> ) 2 TheraFlo™ 2.0 cont hp (1 @ 2 spd 2.6 bhp <sup>1</sup> , 1 @ 1 spd 3.0 bhp <sup>1</sup> )	1 TheraFlo™ 1.5 cont hp (1 @ 2 spd, 2.5 bhp <sup>1</sup> ) 1 TheraFlo™ 2.0 cont hp (2 spd 3.0 bhp <sup>1</sup> )
EXPORT (50 Hz)	2 TheraFlo™ 2.0 cont hp (1 @ 2 spd 2.6 bhp <sup>1</sup> , 1 @ 1 spd 3.0 bhp <sup>1</sup> )	1 TheraFlo™ 2.0 cont hp (2 spd 3.0 bhp <sup>1</sup> )
TOTAL JETS	30	23
ACCU-PRESSURE JETS	9	9
SMT MICRO ADJUSTABLE JETS	4	4
SMT FLUIDIX™ JETS	6	6
VORTEX™ JETS	3	2
MINI VORTEX™ JETS	8	2
AIR CONTROLS/ MASSAGE SELECTORS	3 controls/ 1 selector	3 controls/ 1 selector
WATER SYSTEM	CLEARARRAY®	CLEARARRAY®
20" SLIPSTREAM™ FLOATING SKIMMER	Standard	Standard
TWO-STAGE MICROCLEAN FILTER	Standard	Standard
CIRCULATION PUMP	Standard	Standard
LIGHTING	Multicolor SunRay LED Lighting	Multicolor SunRay LED Lighting
STAINLESS STEEL JET TRIM	Standard	Standard
HEADRESTS	3	3
ELECTRICAL REQUIREMENTS		
NORTH AMERICA (60 Hz)	240 VAC @ 40A, 50A or 60A	120 VAC @ 15A or 240VAC @ 30A, or 40A
EXPORT (50 Hz)	230-240 VAC @ 20A, 30A or 40A	230 VAC @ 20A, or 30A
STAINLESS STEEL HEATER	5.5 kW <sup>2</sup>	1.0 kW <sup>2</sup> (120V) or 4.0kW (240V)
AQUASHEER™ WATER FEATURE	1	1
STEREO	Optional BLUEWAVE® Spa Stereo System	Optional BLUEWAVE® Spa Stereo System
SHELL COLORS	1-10	1-7, 9
SUNSTRONG™ CABINETRY	Coastal, Mahogany, Autumn Walnut	Coastal, Mahogany, Autumn Walnut

780 SERIES SPECIFICATIONS

SHELL COLORS



COVERS AND SKIRTING OPTIONS



<sup>1</sup> Brake horsepower (bhp) is a maximum value measured by the motor manufacturer with no pump installed.  
<sup>2</sup> 2.7kW on 50Hz export spas  
 Dimensions, weights and capacities are approximate. Specifications are subject to change without notice. Color and cabinet availability varies by model. Please see specifications.





# 680 SERIES™

## MAKE IT YOURS

The 680 Series spas by Sundance offer more custom options, and come in more shapes and sizes, than you will find in almost any other spa line. Most importantly, over 30 years of Sundance experience have gone into the design and production of the 680 Series spas, and each one is backed by a comprehensive warranty – your assurance of Sundance® quality and reliability.



CLASSIC HYDROTHERAPY

STANDARD FEATURES	OPTIONS/ADD-ONS
<ul style="list-style-type: none"> <li>CLEARRAY® Water System</li> <li>Pinpoint LED Lighting</li> <li>Variable Flow Waterfall</li> <li>Stainless Steel Jet Trim</li> <li>SunStrong® Cabinetry</li> <li>Rigid Bond™ Shell Construction</li> <li>Full-Foam Construction</li> <li>Locking Spa Cover</li> </ul>	<ul style="list-style-type: none"> <li>BLUEWAVE® Spa Stereo System* including:               <ul style="list-style-type: none"> <li>• Stream Audio using BLUETOOTH®</li> <li>• Auxiliary MP3 Jack</li> <li>• FM Radio</li> <li>• USB Power</li> <li>• Stereo Remote</li> <li>• Marine-grade speakers</li> </ul> </li> </ul>
JET SELECTIONS	* Not available on Denali and Tacoma
<ul style="list-style-type: none"> <li>DV Jets</li> <li>DX Jets</li> <li>DL Jets</li> <li>DXL Jets</li> <li>DVX Jets</li> <li>DXT Jets</li> <li>DST Jets</li> <li>DVR Jets</li> <li>Diverta Jets*</li> </ul>	
* Not in stainless steel	



### 680 RAMONA™



SEATS 5-6 ADULTS  
 DIMENSIONS 7'5" x 7'5" x 36"  
 226 CM x 226 CM x 92 CM  
 TOTAL JETS 45



### 680 MCKINLEY™



SEATS 6-7 ADULTS  
 DIMENSIONS 7'5" x 7'5" x 36"  
 226 CM x 226 CM x 92 CM  
 TOTAL JETS 44



### 680 PEYTON®



SEATS 6 ADULTS  
 DIMENSIONS 7' x 7' x 36"  
 214 CM x 214 CM x 92 CM  
 TOTAL JETS 35



### 680 EDISON®



SEATS 6 ADULTS  
 DIMENSIONS 7' x 7' x 36"  
 214 CM x 214 CM x 92 CM  
 TOTAL JETS 35



Take a moment to immerse in total relaxation. Peacefully alone or in the company of friends and family, find time to let go of stress and enjoy. That's what happens when a 680 Series Sundance® spa becomes a part of your life. Every model delivers the combination of heat, buoyancy, and a massage that is known to help you feel better in so many ways – classic Sundance® hydrotherapy.

Bring home a McKinley™, Ramona™, Edison® or Peyton® spa and get ready for some relaxation. The Ramona is a spacious tub, comfortably fitting up to six adults. To enhance your spa experience the 680 Series standard features include the Custom Luxury (CL) Designer stainless steel jets, and seductive LED lighting. The BLUEWAVE® Spa Stereo System with speakers is available on most 680 models as well. These finishing touches put just the right amount of polish on your backyard spa experience.



### 680 DENALI™



SEATS 4 ADULTS  
 DIMENSIONS 78.5" DIAMETER X 36"  
 200 CM X 92 CM  
 TOTAL JETS 20



### 680 TACOMA®



SEATS 2 ADULTS  
 DIMENSIONS 5'8" X 5'8" X 31"  
 173 CM X 173 CM X 79 CM  
 TOTAL JETS 12



### FEEL THE DIFFERENCE

Sundance® jets out-perform those in other spas and offer more massage types. Different jets are designed to target specific parts of the body, and many are adjustable. The McKinley™, Ramona™, and Peyton® models feature the deluxe line of jets, which come standard with stainless steel trim. Sundance places every jet in each spa to give you the maximum hydrotherapeutic benefit.



DL JET

- Focuses on pressure points on the neck, shoulders and back
- Provides deep-tissue massage to relieve muscle tension and soreness
- Adjustable face allows you to control the intensity of your massage



DX JET

- Targets small muscles in the neck area with a gentle, yet effective massage
- Relieves tension and strain
- Adjusts for more or less water pressure



DV JET

- Gentle, pulsating massage action soothes tired calves
- Rotating jet stream expands and contracts the water stream
- Fully adjustable face



DXL JET

- Provides a direct, penetrating massage to muscles in the back
- Relieves tired muscles, stress and tension
- Fully adjustable face



DVX JET

- Delivers powerful hydrotherapy to muscles in the back and calves
- Adjusts for a customized massage



DVR JET

- Provides a rotational action delivering a penetrating massage
- Adjusts for a customized massage




DXT JET

- Delivers a deep, forceful massage designed to soothe the muscles in the back
- Large nozzle is easy to adjust



DST JET

- Sends swirling currents of warm water circling throughout the spa
- Vigorous whirlpool action delivers muscle-penetrating massage



DIVERTA JET

- Available only on the Denali
- Relaxes with a swirling whirlpool massage
- Enables you to divert massage from one seat to another

680 SERIES



RAMONA™



MCKINLEY™




PEYTON®



EDISON®

SPA	RAMONA™	MCKINLEY™	PEYTON®	EDISON®
SEATS	5-6 adults	6-7 adults	6 adults	6 adults
DIMENSIONS	7'5" x 7'5" x 36" (226 cm x 226 cm x 92 cm)	7'5" x 7'5" x 36" (226 cm x 226 cm x 92 cm)	7' x 7' x 36" (214 cm x 214 cm x 92 cm)	7' x 7' x 36" (214 cm x 214 cm x 92 cm)
DRY WEIGHT	-	-	846 lbs (384 kg)	758 lbs (344 kg)
TOTAL FILLED WEIGHT	-	-	4,682 lbs (2,124 kg)	4,511 lbs (2,046 kg)
AVERAGE SPA VOLUME	-	-	340 US gal (1,287 liters)	350 US gal (1,325 liters)
TOTAL SPA VOLUME	-	-	460 US gal (1,741 liters)	450 US gal (1,703 liters)
JET PUMPS				
NORTH AMERICA (60 Hz)	2-speed 2.5hp (4.5 bhp <sup>1</sup> ) 1-speed 2.5hp (4.8 bhp <sup>1</sup> )	2-speed 2.5hp (4.5 bhp <sup>1</sup> ) 1-speed 2.5hp (4.8 bhp <sup>1</sup> )	2-speed 2.5hp (4.5 bhp <sup>1</sup> ) 1-speed 2.5hp (4.8 bhp <sup>1</sup> )	2-speed 2.5hp (4.5 bhp <sup>1</sup> ) 1-speed 2.5hp (4.8 bhp <sup>1</sup> )
EXPORT (50 Hz)	2-speed 2.0hp (2.6 bhp <sup>1</sup> ) 1-speed 2.0hp (3.0 bhp <sup>1</sup> )	2-speed 2.0hp (2.6 bhp <sup>1</sup> ) 1-speed 2.0hp (3.0 bhp <sup>1</sup> )	2-speed 2.0hp (2.6 bhp <sup>1</sup> ) 1-speed 2.0hp (3.0 bhp <sup>1</sup> )	2-speed 2.0hp (2.6 bhp <sup>1</sup> ) 1-speed 2.0hp (3.0 bhp <sup>1</sup> )
TOTAL JETS	45	44	35	35
DV JETS	4		4	
DVR JETS	6	6	4	4
DX JETS	8	10	4	4
DL JETS	10	19	8	17
DXL JETS	12	6	6	7
DVX JETS	4	2	7	1
DXT JETS			2	
DST JETS	1	1		2
DIVERTA JETS				
AIR CONTROLS/ MESSAGE SELECTORS	3 controls/ 1 selector	4 controls/ 1 selector	3 controls	3 controls
WATER SYSTEM	CLEARARRAY®	CLEARARRAY®	CLEARARRAY®	CLEARARRAY®
FILTER	50 sq. ft.	50 sq. ft.	50 sq. ft.	50 sq. ft.
LIGHTING	CL LED Lighting	CL LED Lighting	CL LED Lighting	CL LED Lighting
STAINLESS STEEL JET TRIM	CL Designer Jets	CL Designer Jets	CL Designer Jets	CL Designer Jets
HEADRESTS	4	4	3	4
ELECTRICAL REQUIREMENTS				
NORTH AMERICA (60 Hz)	240 VAC @ 40A, 50A or 60A	240 VAC @ 40A, 50A or 60A	240 VAC @ 40A, 50A, or 60A	240 VAC @ 40A, 50A, or 60A
EXPORT (50 Hz)	230 VAC @ 20A, 30A or 40A	230 VAC @ 20A, 30A or 40A	230 VAC @ 20A, 30A, or 40A	230 VAC @ 20A, 30A, or 40A
HEATER	5.5 kW <sup>2</sup>	5.5 kW <sup>2</sup>	5.5 kW <sup>2</sup>	5.5 kW <sup>2</sup>
WATER FEATURE	Variable flow waterfall	Variable flow waterfall	Variable flow waterfall	Variable flow waterfall
STEREO	Optional BLUEWAVE® Spa Stereo System	Optional BLUEWAVE® Spa Stereo System	Optional BLUEWAVE® Spa Stereo System	Optional BLUEWAVE® Spa Stereo System
SHELL COLORS	1-10	1-10	1-10	1-10
SUNSTRONG™ CABINETRY	Coastal, Mahogany, Autumn Walnut	Coastal, Mahogany, Autumn Walnut	Coastal, Mahogany, Autumn Walnut	Coastal, Mahogany, Autumn Walnut



DENALI®

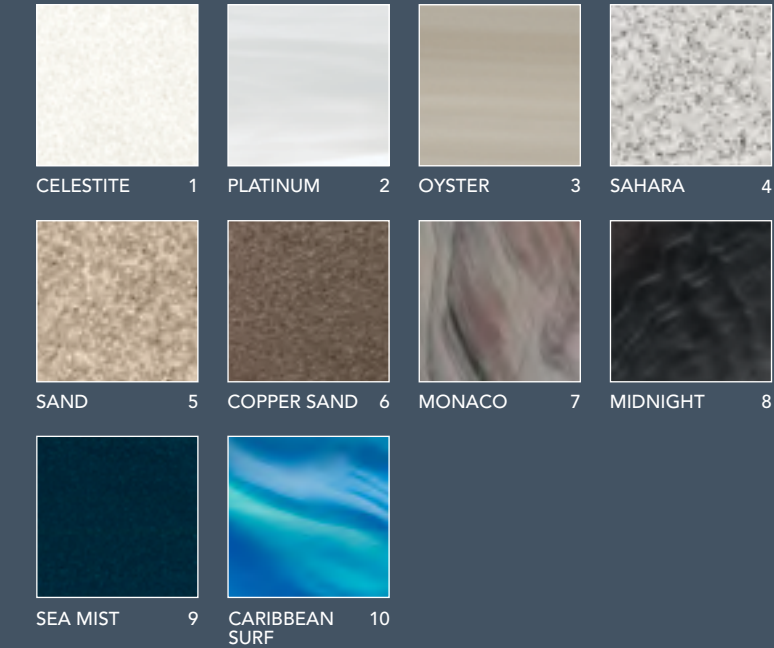


TACOMA®


SPA	DENALI®	TACOMA®
SEATS	4 adults	2 adults
DIMENSIONS	78.5" dia. x 36" (200 cm dia. x 92 cm)	5'8" x 5'8" x 31" (173 cm x 173 cm x 79 cm)
DRY WEIGHT	560 lbs (254 kg)	424 lbs (192 kg)
TOTAL FILLED WEIGHT	3,062 lbs (1,389 kg)	2,009 lbs (911 kg)
AVERAGE SPA VOLUME	240 US gal (908 liters)	145 US gal (549 liters)
TOTAL SPA VOLUME	300 US gal (1,136 liters)	190 US gal (719 liters)
JET PUMPS		
NORTH AMERICA (60 Hz)	2-speed 1.5 hp (2.5 bhp <sup>1</sup> )	2-speed 1.5 hp (2.5 bhp <sup>1</sup> )
EXPORT (50 Hz)	2-speed 2.0 hp (3.0 bhp <sup>1</sup> )	2-speed 2.0 hp (3.0 bhp <sup>1</sup> )
TOTAL JETS	20	12
DV JETS		
DVR JETS		
DX JETS	8	
DL JETS		
DXL JETS	7	8
DVX JETS	4	4
DXT JETS		
DST JETS		
DIVERTA JETS	1	
AIR CONTROLS/ MESSAGE SELECTORS	3 controls	1 control
WATER SYSTEM	CLEARARRAY®	CLEARARRAY®
FILTER	50 sq. ft.	35 sq. ft.
LIGHTING	Multicolor LED Footwell	Multicolor LED Footwell
STAINLESS STEEL JET TRIM	Optional	Optional
HEADRESTS		2
ELECTRICAL REQUIREMENTS		
NORTH AMERICA (60 Hz)	120VAC @ 15A or 240 VAC @ 30A or 40A	120 VAC @ 15A or 240 VAC @ 30A or 40A
EXPORT (50 Hz)	230 VAC @ 20A or 30A	230 VAC @ 20A or 30A
HEATER	1.0 kW <sup>2</sup> (120V) or 4.0kW (240V)	1.0 kW <sup>2</sup> (120V) or 4.0kW (240V)
WATER FEATURE	Not available	Not available
STEREO	Not available	Not available
SHELL COLORS	1-7, 9	1-7, 9
SUNSTRONG™ CABINETRY	Coastal, Mahogany, Autumn Walnut	Coastal, Mahogany, Autumn Walnut

680 SERIES SPECIFICATIONS

SHELL COLORS



COVERS AND SKIRTING OPTIONS



<sup>1</sup> Brake horsepower (bhp) is a maximum value measured by the motor manufacturer with no pump installed.  
<sup>2</sup> 2.7kW on 50Hz export spas  
 Dimensions, weights and capacities are approximate. Specifications are subject to change without notice. Color and cabinet availability varies by model. Please see specifications.



## SUNDANCE SPAS MILESTONES

## WELCOME TO THE WORLD OF SUNDANCE ACCESSORIES

Sundance Spas offers a complete selection of accessories designed to enhance your spa lifestyle. The Backyards by Sundance Spas line coordinates perfectly with your Sundance® model, from the colors and textures of the surfaces to the way it all fits together. Curved steps made especially for your Sundance spa snuggle up to the sides of the cabinetry. Create an intimate Sundance environment with a variety of accessories for your spa. Made of sturdy, long-lasting synthetic material, every accessory is built to withstand the elements, as well as years of use. Steps, SunScents™, cover lifts and dependable spa maintenance products, such as the SunPurity™ mineral spa purifier, also help make your Sundance spa life carefree and convenient.



### ★ Industry Firsts by Sundance Spas

- |  |   |  |
|--|---|--|
| <p><b>1979</b> Sundance® Spas opens manufacturing facility in Costa Mesa, CA</p> <p><b>1980</b> First to incorporate recessed jets ★</p> <p><b>1984</b> Application of electronic technology to spa control systems ★</p> <p><b>1985</b> Whirlpool therapy jet ★</p> <p><b>1986</b> Recessed, molded pillows ★<br/>Built-in Brominator™ ★<br/>Replacement of air channel system with SilentAir™ Injection System ★<br/>Wide-mouth Slipstream™ skimmer with 20" floating weir gate ★</p> <p><b>1987</b> Built-in assist bars ★</p> <p><b>1988</b> U.L.®-listed ozone system for undershirt installation ★<br/>Rigid Bond™ shell construction ★</p> <p><b>1989</b> Use of Direct Pressure™ System technology ★</p> <p><b>1991</b> Accu-Ssage™ Therapy Seat in all models</p> <p><b>1992</b> Four-jet vertical jet system ★<br/>Built-in SunScents™ aromatherapy dispensing system ★<br/>Consumers Digest "Best Buy" Sundance Cameo™</p> <p><b>1993</b> Electronic, topside pH and ORP monitoring system ★</p> <p><b>1994</b> Exclusive PermaClear™ water cleansing system ★</p> <p><b>1995</b> Exclusive Intelli-Jet™ variable/adjustable hydro jet ★</p> <p><b>1996</b> First spa manufacturer to receive ISO 9001 certification ★</p> <p><b>1997</b> Distribution in over 60 countries</p> | <p><b>1998</b> Consumers Digest "Best Buy" Sundance Optima™</p> <p><b>1999</b> Introduction of exercise spa and SunSport™ aquatic exercise system ISO-Pure Water Management System ★</p> <p><b>2000</b> SunZone™ CD ozone system<br/>Sentry Smart™ Heater with titanium coil ★</p> <p><b>2001</b> Accu-Ssage™ Therapy Seat with patented Fluidix ST™ Jets ★<br/>Two-part, color-coordinated ComforTone™ headrests ★</p> <p><b>2002</b> MicroClean™ water filtration ★<br/>SunStrong™ synthetic cabinetry<br/>SunZone™ mixing chamber</p> <p><b>2003</b> Fluidix Intelli-Jet™ Exclusive, patented jet adjusts to provide steady or pulsating stream using bearingless technology ★<br/>Water Quality Award Sundance was the first and only spa manufacturer to receive an award from the Water Quality Association for spa water filtration ★<br/>Consumers Digest "Best Buy" Sundance Solo™</p> <p><b>2004</b> Vortex™ Jet Latest innovation in jet technology, developed and designed by Sundance, utilizes no moving parts ★<br/>SunSound™ SNC Stereo and Remote Exclusive Spa Noise Compensation (SNC) feature automatically adjusts stereo volume based on spa pump settings ★</p> <p><b>2005</b> Dynamic Flow™ Circulation Pump Moves seven times more water per minute than typical systems, at virtually the same energy cost<br/>MicroClean™ II water filtration ★<br/>AquaTerrace™ Waterfall</p> | <p><b>2006</b> Fluidix Reflex™ Jet Next-generation design in the patented Fluidix Jet series<br/>SMT Fluidix™ Introduces Fluidix Jets to the 780 Series<br/>Consumers Digest "Best Buy" Sundance Cameo™</p> <p><b>2007</b> Docking Station Made for iPod® and Auxiliary MP3 Jack Standard with SunSound Stereo option ★<br/>External LED Accent Lights Fit on the spa cabinet corners (optional)<br/>MicroClean Plus™ water filtration ★<br/>Fluidix Nex™ Jet</p> <p><b>2008</b> TerraStone™ Cabinet The look of real stacked stone<br/>Synthetic Base Impervious to moisture</p> <p><b>2009</b> JBL Stereo System Designed Exclusively for Sundance Spas ★</p> <p><b>2011</b> Introduction of the Select Series</p> <p><b>2012</b> Addition of CLEARARRAY® System, standard on all models. Exclusive hybrid Focus-Relief™ Jet. Exclusive status indicator light</p> <p><b>2013</b> Introduction of BLUEWAVE® Spa Stereo System with Bluetooth® audio</p> <p><b>2014</b> Exclusive SunSmart™ WiFi Kit with App</p> |
|--|---|--|





Headquartered in Chino Hills, California Sundance Spas is devoted to improving health and lifestyles through the benefits of its superior hydrotherapy, which include relaxation, stress relief, the promotion of overall well-being, and the creation of an environment for balanced living.

Since opening its first manufacturing facility in Costa Mesa, California in 1979, Sundance Spas has grown to become the world's largest manufacturer and distributor of acrylic spas. The portable and in-ground spas produced by Sundance Spas are technologically advanced, well-designed, durable, and are complemented by a complete line of spa accessories. Sundance Spas can be found in more than 750 retail locations in more than 60 countries worldwide.

Argentina	Iceland	Puerto Rico
Australia	India	Romania
Austria	Indonesia	Russia
Belarus	Ireland	Singapore
Belgium	Israel	Slovakia
Bosnia/Herzegovina	Italy	Slovenia
Bulgaria	Japan	Spain
Canada	Kenya	South Korea
Canary Islands	Latvia	Sri Lanka
Chile	Liechtenstein	St. Vincent
China	Lithuania	Sweden
Costa Rica	Luxembourg	Switzerland
Croatia	Malaysia	Taiwan
Cyprus	Maldives	Thailand
Czech Republic	Malta	Ukraine
Denmark	Mexico	United Kingdom
Egypt	Montenegro	United States
Estonia	Netherlands	Uruguay
Finland	Netherlands Antilles	Vietnam
France	New Zealand	Virgin Islands
French Polynesia	Nigeria	
Germany	Norway	
Greece	Panama	
The Grenadines	Philippines	
Hong Kong	Poland	
Hungary	Portugal	

Your Sundance Spas dealer is:

## Sundance® Spas

Sundance Spas, Inc.  
14525 Monte Vista Ave. Chino, CA 91710  
909-606-7733

[www.sundancespas.com](http://www.sundancespas.com)

©2014 Sundance Spas, Inc. All rights reserved. Sundance Spas is a registered trademark, and Accu-Pressure, Accu-Ssage, Altamar, AquaSheer, AquaTerrace, Camden, Cameo, Capri, Certa, Chelsea, ClearRay, Comfortone, Dover, DirectPressure, Dynamic Flow Circulation System, Fluidix, Fluidix Nex, Fluidix ST, Fluidix Reflex, Hamilton, i-Touch, Intelli-Jet, Intelli-Jet LX, Iso-Pure, Majesta, Marin, Maxx-us, MicroClean, MicroClean Plus, Mini-Intelli-Jet, Optima, PermaClear, Pivot Seat, Pulsator, Rigid Bond, Sentry, Sentry Smart, SilentAir, SMT Fluidix, SMT Jet, SunRay, SunGlow, SunPurity, SunScents, SunSound, SunSpa Check, SunSport, SunStrong, SunSurround, SunZone, TerraStone, TheraFlo, TheraMax, and Vortex, are trademarks of Sundance Spas, Inc. The BEST BUY EMBLEM is a trademark of Consumers Digest, Inc., used under license. All other brands, product names, company names, trade names, trademarks and service marks used are the property of their respective owners, and are used with permission. Sundance Spas may make product modifications and enhancements at any time without notice. Specifications may change without notice. International products may be configured differently to meet local electrical code requirements. Dimensions are approximate. Manufactured under one or more of the following United States patent numbers: 4,463,904; 4,508,267; 4,553,476; 5,156,642; 5,224,844; 5,267,359; 5,361,215; 5,391,064; 5,474,102; 5,636,794; 5,749,525; 5,820,034; 5,845,845; 5,860,603; 5,906,317. Designs: 335,532; 252,770; 353,443; 360,017; 375,165; 377,531; 376,432; 383,525. Other patents may apply. Sundance Spas hot tub models shown in photographs are not necessarily the same as those described on the pages where they appear.

